

Activity

Make your own Easter Nests

Adult supervision required



Ingredients ...

1 box of Shredded Wheat
(16 large or 500g bite size
biscuits)

400g milk chocolate
2 x 100g bags of Mini Eggs
Bun cases

Instructions ...

- 1** Crush the Shredded Wheat biscuits into a bowl with a spoon or your hands.
- 2** Melt your chocolate in a bowl then mix it into your crushed Shredded Wheat.
- 3** Now mix these two ingredients together making sure all the Shredded Wheat is covered with chocolate.
- 4** Spoon the mixture into your bun cases and press down in the middle of your nest so you can place your eggs on top (place 3-4 eggs in each nest).
- 5** Leave the nests to set for at least 2 hours in your fridge.

Activity




Make an Easter Chick Card

Adult supervision required



You will need ...

- Scissors
- Pencil
- 2 paper fasteners
- 2 sheets of yellow paper
- 1 sheet of orange paper
- 2 large wiggly eyes
- Black permanent marker or crayon



Instructions ...

- 1** Trace your handprints onto your yellow paper and cut these out.
- 2** Draw an oval shape onto the yellow paper and also cut this out.
- 3** Lay the oval on the table and attach your wings (handprints) to the back of the oval shape with your paper fasteners (so your wings can move).
- 4** Cut out your beak shape and glue this to the front side of your oval shape and then glue on your wiggly eyes.
- 5** Glue on your chick's legs to the back of the oval.
- 6** Then to finish off write your special Easter message on your card in permanent marker or crayon.


Activity

Handprint Easter Chicks

Adult supervision required

You will need ...

- Paper
- Yellow and orange paint
- Black pen






Instructions ...

- 1** For each chick print a yellow handprint with your fingers together.
- 2** To create yellow beaks dip one fingertip in orange paint and print onto your handprint.
- 3** Leave to dry.
- 4** With the black pen draw on the chicks' wings, eyes and feet.



Happy Easter







..... 's Spring Poem

In spring the sun comes out,
New plants begin to sprout.

Baby and are born,
Farmers plant and corn.

..... are building nests with sticks,
For a place to hatch their baby chicks.

I get from the Easter bunny
And play when it is sunny.

When it rains, the flowers grow,

Sometimes I see a rainbow.

Daffodils are , I like them a lot,

I give some to to put in a pot.

Soon it gets warmer, summer is here,

And spring is over for another year.

Suitable for up to 6 years old.

I would like to submit a Spring poem.

Written by

Age

Address

Postcode

Telephone

Email

Send your poem to: Spring Poem, Young Writers OR, Remus House, Coltsfoot Drive, Peterborough, PE2 9BF. Alternatively you can email us at: info@youngwriters.co.uk

Activity

Easter Chick and Bunny Foam Egg Cups *Adult supervision required*

Easter Bunny

What you need:






-  White and pink craft foam
-  Wiggle eyes
-  Pink pen
-  Pink gem or sticker
-  Glue
-  Cardboard egg box
-  Template

Easter Bunny Instructions:

1. Cut out one section of an egg box.
2. Use the template given to cut out your bunny from white foam.
3. Glue on the eyes, pink foam ears and pink gem nose.
4. With a pen draw on some whiskers.
5. Bend both edges to form a loop and glue them together.
6. Place the cut out section of the egg box inside the loop to hold the boiled egg.

Easter Chick

What you need:

-  Yellow and orange craft foam
-  Wiggle eyes
-  Glue
-  Cardboard egg box
-  Template

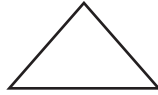
Easter Chick Instructions:

1. Cut out one section of an egg box.
2. Use the template given to cut out your chick from yellow foam.
3. Glue on the eyes, orange foam beak and yellow foam wings.
4. Bend both edges to form a loop and glue them together.
5. Place the cut out section of the egg box inside the loop to hold the boiled egg.

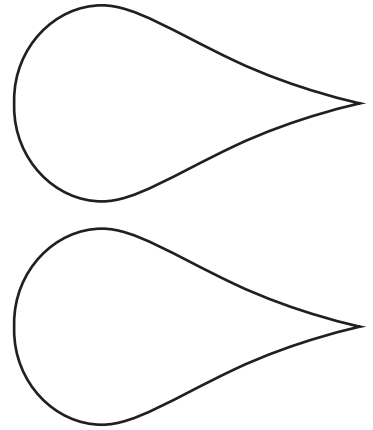


EASTER CHICK AND BUNNY EGG CUP TEMPLATES


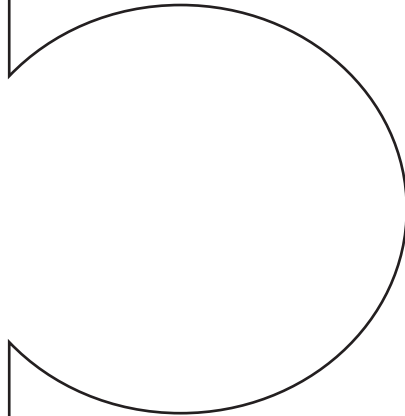
**Chick
beak**



**Chick
Wings**


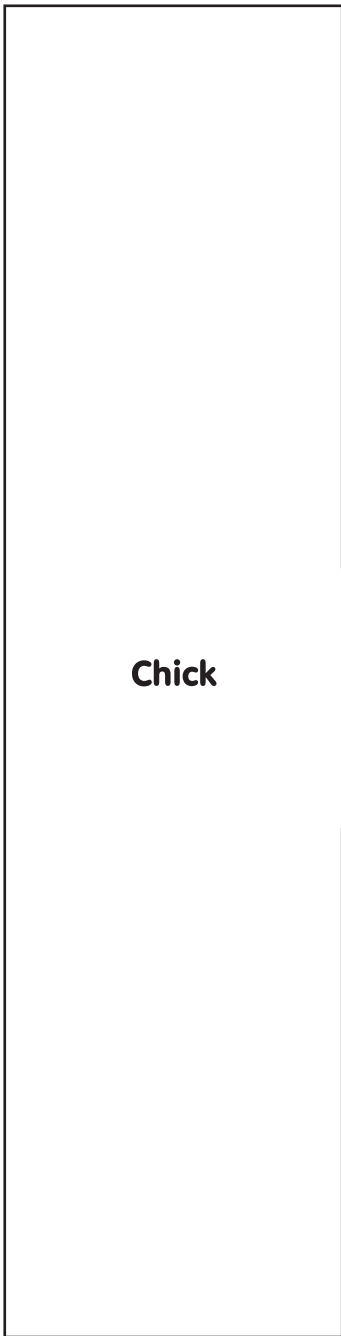
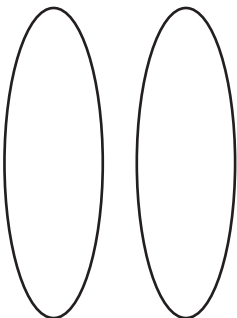


Chick



Bunny

Bunny Inner Ears





EASTER WORDSEARCH

A	S	L	E	D	X	C	V	Y	W	U	P	H	U	O
G	H	J	P	Q	A	S	L	T	H	K	L	P	O	D
C	C	V	S	U	N	D	A	Y	W	E	R	S	X	A
Z	H	H	V	G	W	N	M	M	W	R	S	A	Z	F
P	O	E	I	T	D	Y	B	V	A	W	H	F	R	F
S	C	T	I	C	C	Z	A	L	J	D	U	K	P	O
F	O	D	S	A	K	E	W	R	T	Y	N	U	O	D
I	L	U	E	R	S	R	A	B	B	I	T	T	Y	I
M	A	C	N	X	Z	S	A	R	W	T	Y	U	O	L
R	T	E	S	A	C	H	U	R	C	H	Y	T	E	S
L	E	N	T	E	X	C	V	E	B	N	M	E	R	T
Y	W	E	Q	A	D	F	G	H	G	T	R	E	W	M
X	C	V	B	N	S	P	R	I	N	G	C	R	T	H
B	N	M	J	H	E	L	K	P	O	I	S	U	T	Y
F	L	O	W	E	R	S	A	E	S	F	A	Q	M	L



 Rabbit

 Hunt

 Daffodils

 Lent

 Eggs

 Sunday

 Lamb

 Church

 Chocolate

 Spring

 Flowers

 Chick



