

Schofield & Sims

Learning Objectives



LO: Can I explore the text and unfamiliar vocabulary?

Task 2: Can I explain words in context of the text?

Success Criteria:

1. Listen to/read the text.
2. Identify any words and phrases you do not understand (circle/underline).
3. Look for clues around the words and within the sentence/paragraph.
4. Use your knowledge of words to try to work out the meaning.
5. Replace the unknown word with a known word – does the sentence still make sense?
6. Annotate the definitions and meanings on to the text.

Ext:

To summarise the main ideas from the text.



Figuring out New Words



Unknown word	What I think it means	Strategy I used	Was I correct? if not, write the correct definition

Day 1: Can I explore the text and unfamiliar vocabulary?



Figuring out New Words



- Find the root word
- Prefix-
- Suffix-

- Replace the word with a synonym you may know

- ask my learning partner

- Read around the sentence

- Read the sentence before and after the word
-

<u>Unknown word</u>	<u>What I think it means</u>	<u>Strategy I used</u>	<u>Was I correct? if not, write the correct definition</u>

Challenge: Do you know any new unknown words and can you discover their antonyms ?



Day 2 – DEPENDING ON CONTENT DOMAIN

Day 2

2b

LQ: Can I answer a range of retrieval questions?

Success Criteria

- Read the question carefully and decide which words are important.
- Skim the text for a few seconds before you close-read a second time.
- Scan for those words (or similar words) in the text.
- Find the information you need and copy it.
- Check that you have answered the correct question (e.g. who, what, why, when, where, how).

Remember

Don't rely on your memory. Always go back and check the information in the text before you write your answer.



Day 3 – DEPENDING ON CONTENT DOMAIN

D3 – 2b

LQ Can I retrieve, record and identify key details from a text ?

Success Criteria

Read the question carefully and decide which words are important.

Skim the text for a few seconds before you close-read a second time.

Scan for those words (or similar words) in the text.

Find the information you need and copy it.

Check that you have answered the correct question (e.g. who, what, why, when, where, how).

Remember

Don't rely on your memory. Always go back and check the information in the text before you write your answer.

Extension: Make up some questions about the text. Give them to your learning partner and see if they can use the text to answer them.



D4 mix it up questions

LQ: Can I answer a range of content domain questions using retrieval, deduction and inference skills?

Success Criteria

1. **Read** the question: Look for the key details and circle.
2. **Skim and scan** the text to find the key details.
3. **Highlight** words and phrases (quote directly from the text) that **prove** your answer.
4. **Write** the **answer**
5. Remember to **explain** and **justify inferences** with **evidence** from the text if required to.
6. **Reread** the questions and **check** you have answered them correctly.

Things that you must not do:

It is not a memory test – go back to the text and look for clues.

Do not make up answers.

Do not answer with information that is not relevant to the text.

Schofield & Sims –Word Meaning

2a

LQ: Can explain the meaning of words in context?

Success Criteria

1. Look for the definition of the word nearby or around in the text.
2. Use your own knowledge of synonyms for the given word
3. Use clues and what you know to answer the question.
4. Use evidence from the text if it supports your answer.
5. Then check your answer.

Schofield & Sims – Retrieval -2b

LQ: Can I retrieve and record information and identify key details from a text?

Success Criteria

Read the question carefully and decide which words are important.
Skim the text for a few seconds before you close-read a second time.
Scan for those words (or similar words) in the text.

Find the information you need and copy it.

Check that you have answered the correct question (e.g. who, what, why, when, where, how).

Remember

Don't rely on your memory. Always go back and check the information in the text before you write your answer.

Schofield & Sims – Summarising

2c

LQ Can I summarise main ideas from more than one paragraph?

Success Criteria

1. To find the most important points in a text or part of the text.
2. To decide what is a main point and what is added detail.
3. Explain the key details in a text using words, phrases or sentences.
4. Quote directly from the text, using inverted commas, or paraphrase
5. Use skimming and scanning to locate key information.
6. Underline and group together key details, including information that is repeated within a paragraph or across paragraphs.

Schofield & Sims – Inference

2d

LQ: Can I make inferences, explain and justify inferences with evidence from the text?

Success Criteria

1. To use clues in the text and read between the lines.
2. Answer with an explanation of your inference with evidence from the text.
3. To explain and justify inferences with evidence from the text.
4. Make deductions and draw conclusions.
5. Give evidence to support and justify your answer.
6. Skills needed-Ask questions, collecting and analysing evidence, making connections and predictions, making informed decisions and drawing conclusions.

Schofield & Sims - Prediction

2e

LQ: Can I make predictions what might happen from details stated and implied ?

1. Use clues in the text to explain what might happen next.
2. Identify how characters behave, or how events unfold.
3. Do not make up information or clues and do not answer with information that is not relevant to the text.
4. Refer to key elements of the plot, character or information in your answer.

Remember

- There will be clues in the text. Go back and look for them.
- Your answer should refer to the to the text and supported with evidence

Schofield & Sims –Word Choice

2g

LQ: Can I identify and explain how meaning is enhanced through choice of words and phrases?

1. Think about specific words and groups of words in the text.
2. Use what we know about the meaning of the word or words to say what effect they have on the text as a whole.
3. Think about words with similar meanings (synonyms).
4. Think about how the text would sound different if these synonyms were used instead.
5. Look for clues I the text and use what we know in our answer.

Schofield & Sims – Relationship

2f

LQ: Can I identify explain how information or narrative content is related and contributes to meaning as a whole ?

1. Think about the content of the whole text.
2. Look at how the author organises the text for the reader
3. Look at how a character’s mood changes, and the events that cause this change, or we might discuss how the author makes us want to read on.
4. Why a certain section has been included, or what the purpose of the text is.
5. What do we know about the features of these types of writing?
6. Consider the text’s main themes of the text?

Schofield & Sims –Comparisons

2h

LQ: Can I make comparisons within the text?

Success Criteria

- Look at what is similar and what is different about two or more things.
- Compare the behaviour or the personalities of two characters, or what is similar or different about two ideas in a non-fiction text.
- Use evidence from the text to support your answers.
- Refer to the text you are comparing, to make your answer clearer.
- Highlight useful information that supports your ideas.

Remember to include contracting conjunctions (e.g. but, however, whereas, while)

Reading Content domain reference KS2:

2a give / explain the meaning of words in context

2b retrieve and record information / identify key details from fiction and non-fiction

2c summarise main ideas from more than one paragraph

2d make inferences from the text / explain and justify inferences with evidence from the text

2e predict what might happen from details stated and implied

2f identify / explain how information / narrative content is related and contributes to meaning as a whole

2g identify / explain how meaning is enhanced through choice of words and phrases

2h make comparisons within the text

Day 1 Task




Figuring out New Words




<u>Unknown word</u>	<u>What I think it means</u>	<u>Strategy I used</u>	<u>Was I correct? if not, write the correct definition</u>

Challenges



In a nutshell




Text:


Summarise the text in 50 words.

Now in 25.

Now in 10.



In a nutshell



Text:

Summarise the text in 50 words.

Now in 25.

Now in 10.
