

James Elliman Academy

Weekly Activities

Year 3

Week beginning: 27/04/2020

Learning Time

Reading	<p style="text-align: center;"><u>Daddy fell in the pond, Pages 12-13</u></p> <ol style="list-style-type: none">1. Read the text and underline words you don't know.2. Work out the meaning of the words you do not know. Try to work it out from the context before looking it up. Can you substitute a synonym?3. Annotate these new/unknown words neatly on your text.4. Summarise what the text is about. You can use no more than 3 sentences.5. Answer questions 1-7. <p>EXT: 1 draw a picture to illustrate the poem. 2. Add your own words to the glossary.</p>
Grammar	<p>Grammar: Page 7, the definite article Q4 and 5 EXT: write a short descriptive paragraph including a, an and the</p> <p>Punctuation : Page 42-43, questions 1to 5 (lots of you are still not punctuating correctly in your writing.)</p> <p>Spelling: Page 72-73, suffixes ing and ed, questions 1-4 Lots of these are tricky...learn them by heart. EXT: can you find anymore verbs that are tricky with ing and ed?</p>
Writing	<p>This week you are going to write an adventure story. Watch the video about Tony and his grandpa a few times. https://www.literacyshed.com/takingflight.html</p> <p>you may either 1. Retell the story as though you were Tony</p> <p>OR Describe one of the adventures in detail. Start with the line, "I was travelling in the 'Radio-Flyer when... "</p> <p>Whichever you choose remember to plan first. You will need to include ENP, adverbial phrases, speech, conjunctions, and ambitious vocabulary. Remember to use the senses like we did before. Good Luck and ENJOY!</p>
Maths	<p>Ordering and comparing numbers Page 10 -11 questions 1-7</p> <p>○ For further practice go to this site. https://www.topmarks.co.uk/Search.aspx?q=comparing%20and%20ordering%20numbers</p>




James Elliman Academy

Weekly Activities

Creative Time - Science Exploring light.

Which object will make the best shadows?

1. Find an object or material for each of the following words (opaque, translucent, transparent). *There is a picture of the meaning of each word to help you remember each word meaning.*
2. Explore the object and decide if it will make a good shadow or now.
3. Test each object with a torch (or natural sunlight by holding it up to the window, or go in your garden or outside space or even use a phone torch/ phone light).
4. Draw your observations (how much light is coming through?). Show the shadow by colouring area grey or with a colouring pencil.

Object/ material	Diagram of the object and its shadow	What was making the shadow?
 Opaque		
 Translucent		
 Transparent		

5. Are there any other objects you can find that might be even better at making shadows?
Can you name them? _____

6. Which materials do not make good shadows? Why? _____